

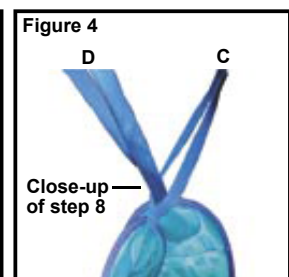
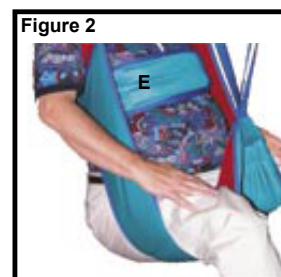
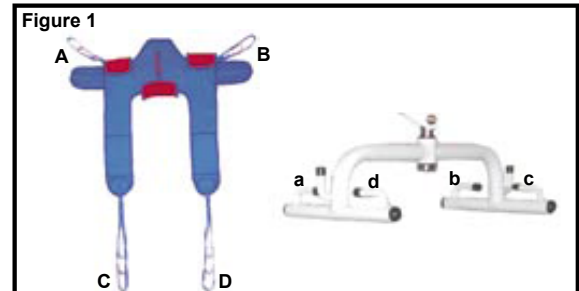
Info: The most current version of these instructions can be found online at www.grahamfield.com.

- ⚠ **WARNING: Important! Read and understand these instructions before assembling or using the Padded Toileting Sling. If you do not understand any part of these warnings, cautions or instructions, contact a healthcare professional for direction in the use of this product. If the Padded Toileting Sling is not properly applied, personal injury and damage to the Padded Toileting Sling could result.**
- ⚠ **WARNING: If components are damaged or missing, contact your dealer immediately.**
- ⚠ **WARNING: Carefully inspect the sling weekly for wear and damage to seams, fabric, straps, and strap loops. Torn, cut, frayed or broken slings can fail, resulting in serious personal injury to the user. Use only slings that are in good condition. Discard and destroy old, unusable slings.**
- ⚠ **WARNING: The Padded Toileting Sling has a maximum weight capacity of 400 lb. DO NOT exceed the maximum weight capacity.**
- ⚠ **WARNING: Notice for California Customers- California Proposition 65 WARNING: This product contains a chemical known to the State of California to cause cancer and reproductive or developmental harm.**
- ⚠ **WARNING: GF Health Products, Inc. assumes no responsibility for any damage or injury caused by improper application or use of this product.**

APPLICATION

1. Check the patient's weight. Ensure the patient's weight does not exceed the Toileting Sling's maximum weight capacity.
2. Review the following procedures carefully before attempting lift; call GF Health Products, Inc. Technical Support at 770-447-1609 with any questions.
3. See the Sling Loop Options table at right to determine the appropriate position.
4. Position the sling under and behind the patient's back with color adjustment strap on outside. Position the red padded sections next to A and B under patient's arms as shown in Figure 2.
5. Cross hook and loop belt E over patient's chest and fasten as shown in Figure 2.
6. Loop straps C and D around and under patient's legs as shown in Figure 2.
7. Keeping patient's arms outside the sling loops, hook loops A and B to spreader bar hooks a and b as shown in Figure 3.
8. Cross over C and D, placing loop C through loop D as shown in Figure 4.
9. Hook loops C and D to spreader bar hooks c and d as shown in Figure 3.

Sling Loop Options	
Long loop	reclined position
Center loop	semi-reclined position
Short loop	most upright position



10. Do not lock caster brakes, in order to allow the lift to properly balance weight.

11. Proceed with lift and transfer as shown in Figure 5 on previous page.

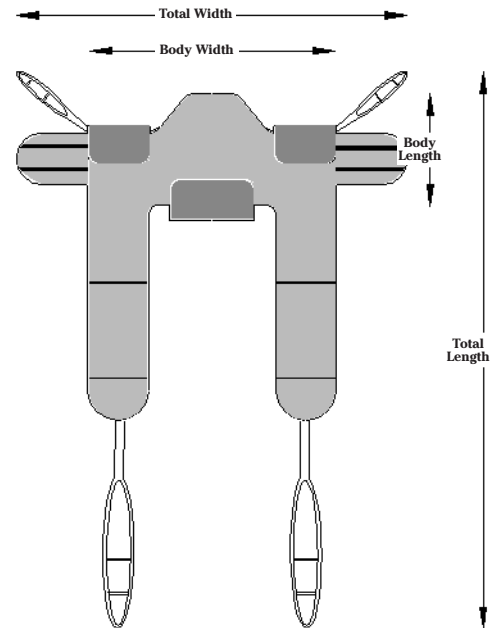
MAINTENANCE

To clean Toileting Sling, use a mild soap and water solution and a clean cloth. Rinse with clear water, then allow to air dry.

▲ **NOTICE: Never use solvents, abrasive cleaners, or scouring pads on any part of the Toileting Sling.**

PADDED TOILETING SLING FEATURES

- Provides an open area from the middle of the back to the middle of the thigh
- Ideal for changing incontinence pads or toileting
- Designed to meet the requirements of HCPCS Code E0621
- 400 lb maximum weight capacity



ITEM	Sling Size	Body Width	Body Length	Total Width	Total Length	Qty
TP332	Medium	33 1/4"	11 1/2"	50 3/4"	56 1/4"	1 ea
TP333	Large	36 1/2"	14"	56 1/2"	65 1/2"	1 ea

LIMITED WARRANTY

SCOPE OF WARRANTY

GF Health Products, Inc. ("GF") warrants to the original purchaser only that it will replace or repair components, at GF's sole discretion, that are defective in material or workmanship under normal use and service. All warranties are conditioned upon the proper use of the products strictly in accordance with good commercial practice and applicable GF instructions and manuals, including proper use and maintenance. To the extent that a component is warranted by a third party, GF conveys all of its rights under that warranty to the original purchaser, to the extent permitted.

This limited warranty shall only apply to defects that are reported to GF's customer service team within the applicable warranty period and which, upon examination by GF or its authorized representative, prove to be a warranty item. This limited warranty is not transferable.

The warranted components and time period are set forth below:

Universal Slings: six months

The applicable warranty period shall commence from date of shipment to the original customer, unless there is an expiration date on the component in which case the warranty shall expire on the earlier of warranty period or the expiration date.

OBTAINING WARRANTY SERVICE

A GF Customer Service Representative must authorize warranty service. Please contact the GF Customer Service department by calling 678-291-3207, sending a fax request to 770-368-2386 or by e-mailing a request to cs@grahamfield.com. Specific directions will be provided by the Customer Service Representative. Failure to abide by the specific directions will result in denial of the warranty claim.

EXCLUSIONS

The warranty does not cover and GF shall not be liable for the following:

- 1) Defects, damage, or other conditions caused, in whole or in part, by misuse, abuse, negligence, alteration, accident, freight damage, tampering or failure to seek and obtain repair or replacement in a timely manner;
- 2) Products which are not installed, used, or properly cleaned and maintained as required in the official manual for the applicable product;
- 3) Products considered to be of a non-durable nature including, but not limited to: casters, filters, fuses, gaskets, lubricants, and charts;
- 4) Accessories or parts not provided by GF;
- 5) Charges by anyone for adjustments, repairs, replacement parts, installation or other work performed upon or in connection with such products which are not expressly authorized in writing, in advance, by GF;
- 6) Any labor or shipping charges incurred in the replacement part installation or repair;
- 7) Costs and expenses of regular maintenance and cleaning; and
- 8) Representations and warranties made by any person or entity other than GF.

ENTIRE WARRANTY, EXCLUSIVE REMEDY AND CONSEQUENTIAL DAMAGES DISCLAIMER

THIS WARRANTY IS GF'S ONLY WARRANTY AND IS IN LIEU OF ALL OTHER WARRANTIES, EXPRESS OR IMPLIED. GF MAKES NO IMPLIED WARRANTIES OF ANY KIND INCLUDING ANY IMPLIED WARRANTIES OF MERCHANTABILITY OR FITNESS FOR A PARTICULAR PURPOSE.

IF ANY MODEL OR SAMPLE WAS SHOWN TO THE CUSTOMER, SUCH MODEL OR SAMPLE WAS USED MERELY TO ILLUSTRATE THE GENERAL TYPE AND QUALITY OF THE PRODUCT AND NOT TO REPRESENT THAT THE PRODUCT WOULD NECESSARILY CONFORM TO THE MODEL OR SAMPLE IN ALL RESPECTS.

THIS WARRANTY IS LIMITED TO THE REPAIR OR REPLACEMENT OF THE DEFECTIVE PARTS. GF SHALL NOT BE LIABLE FOR AND HEREBY DISCLAIMS ANY DIRECT, SPECIAL, INDIRECT, INCIDENTAL, EXEMPLARY OR CONSEQUENTIAL DAMAGES, INCLUDING, BUT NOT LIMITED TO: DAMAGES FOR LOSS OF PROFITS OR INCOME, LOSS OF USE, DOWNTIME, COVER, OR EMPLOYEE OR INDEPENDENT CONTRACTOR WAGES, PAYMENTS AND BENEFITS.

The warranties contained herein contain all the representations and warranties with respect to the subject matter of this document, and supersede all prior negotiations, agreements and understandings with respect thereto. The recipient of this document hereby acknowledges and represents that it has not relied on any representation, assertion, guarantee, warranty, collateral contract or other assurance, except those set out in this document.

For additional information on this product or this warranty, please contact a GF Customer Service Representative.

NOTES:

- 1) Additional terms and conditions may apply.
- 2) Freight claims must be notated on the Bill of Lading and must be made with immediacy. The ICC regulations govern specific requirements for freight claims. Failure to abide by those regulations may result in a denial of the freight claim. GF will assist you in filing the freight claim.
- 3) Claims for any short shipment must be made within thirty (30) days of the invoice date.



GF Health Products, Inc. is not responsible for typographical errors. All illustrations, specifications, packaging and warranties contained in this literature are based on the latest product information available at the time of printing. The most current product information, including the most current version of these instructions, can be found online at www.grahamfield.com. **Graham-Field** and **Lumex** are registered trademarks of GF Health Products, Inc.

© 2009 GF Health Products, Inc. • 2935 Northeast Parkway • Atlanta, GA 30360 • tel 770-368-4700 • fax 770-368-2386 • Made in China